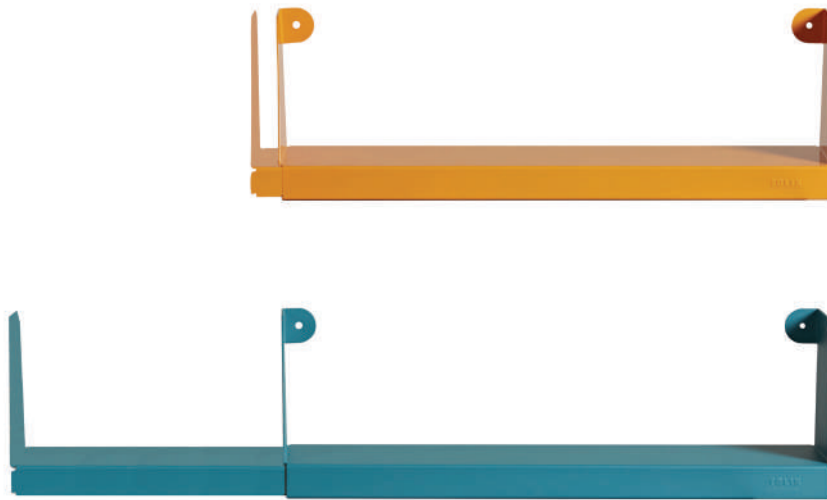


# Étagère double coulissante \*

*Designed by Sebastian Bergne Ltd.*

\*Sliding Double Shelf



***Designer Sebastian Bergne's sliding shelf is truly ingenious. Made using two aluminium trays that slide one into the other, the shelf can be widened by a gentle pull while still fixed to the wall. It opens from 61 to 110cm. Personalize your Double Shelf by mixing and matching from among the Mat and Mat Fine Texture finishes in the ESSENTIELS and TENDANCES color palettes for each tray.***


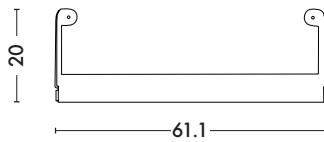
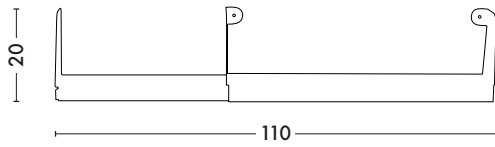
· Available in the color charts ESSENTIELS et TENDANCES

**TOLIX®**

# Étagère double coulissante

Designed by Sebastian Bergne Ltd.

## Product specifications



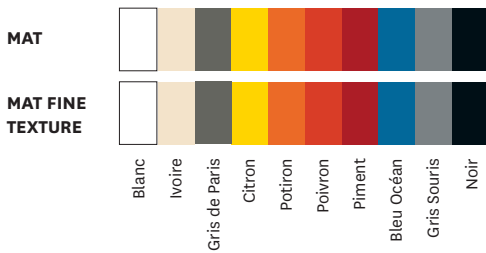
### Dimensions

|        |             |
|--------|-------------|
| LENGTH | 61.1/110 cm |
| DEPTH  | 15 cm       |
| HEIGHT | 20 cm       |

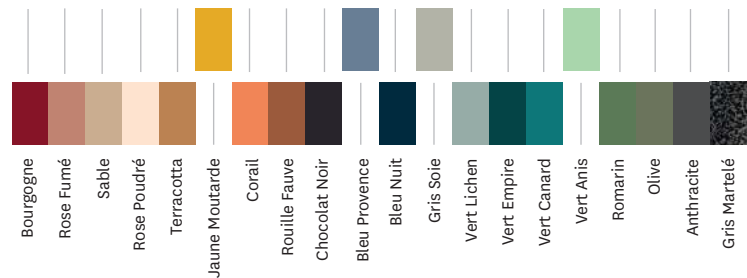
|                   |   |
|-------------------|---|
| Designer          | Sebastian Bergne Ltd.   |
| Use               | <b>TOLIX®</b> maison  |
| Material          | Aluminum  |
| Finishes / Colors | Available in the colors and finishes of the color charts ESSENTIELS and TENDANCES |
| Weight            | 2.1 kg  |



### Tolix® Essentiels



### Tolix® Tendances



**TOLIX®**