



Lyz, 918/GC
sedia \ chair

La collezione di sedute Lyz si amplia dimostrando la sua versatilità e capacità di rispondere ad ogni esigenza proponendo una moltitudine di differenti soluzioni. Alle versioni con gambe in legno di frassino o noce Canaletto e quella con base girevole a quattro gambe in metallo, si aggiungono tre nuove varianti. La sedia e poltroncina Lyz con gambe a slitta, capace di inserirsi trasversalmente in ogni tipo di contesto dal contract al domestico, la versione cantilever in tubo di metallo che strizza l'occhio allo stile Bauhaus, perfetta per una sala riunioni così come un sofisticato ristorante, alla versione più iconica che si erge come una scultura sulla base a cono metallica.

The Lyz seating collection is expanding proposing a multitude of different solutions. To the versions with legs in ash wood or Canaletto walnut and the one with swivel base with four metal legs, three new variants are added. The Lyz chair and armchair with sled legs, able to fit transversely in any type of context from contract to domestic, the cantilever version in metal that winks at the Bauhaus style, perfect for a meeting room as well as a sophisticated restaurant, to a more iconic version that stands like a sculpture on metal cone base.

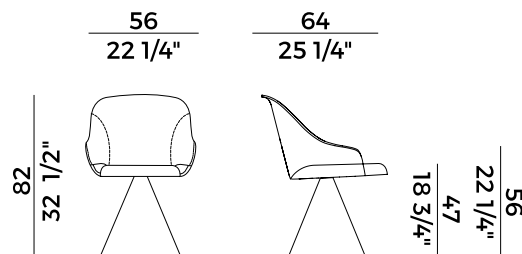
Informazioni tecniche \ *Technical information*

Descrizione tecnica \ *Technical description*





Sedia con dettaglio alla base della seduta in frassino o noce Canaletto e base centrale a cono girevole in metallo verniciato antracite goffrato o nero goffrato con meccanismo di ritorno. Seduta e schienale imbottiti in poliuretano espanso ignifugo. Finiture e rivestimenti di collezione.

Chair with detail at the base of the seat in Ash or Canaletto walnut and central base with revolving cone in anthracite or black embossed painted metal with return mechanism. Seat and back padded in fire retardant polyurethane foam. Finishes and coverings as per collection.

Dimensioni \ *Dimensions*



Consumi stoffe \ *Fabric and leather requirements*

FABRIC / LEATHER REQUIREMENTS				FABRIC / LEATHER REQUIREMENTS			
		x1	x2			x1	x2
	H 140	ml 1,30	ml 2,60		H 140	yd 1,45	yd 2,85
	LEATHER	m ² 2,79			LEATHER	ft ² 30,10	



PACKAGING

1 x box = m³ 0,35
gross weight - Kg 18

Finiture \ *Finishes*

Finiture base \

Base finishes

Metallo \ *Metal*



Verniciato Antracite Goffrato \
Anthracite Embossed Lacquered



Nero Goffrato \
Embossed Black

Finiture struttura \

Frame finishes



The mark of
responsible forestry
FSC® C120549

Request our FSC® certified products

Frassino \ *Ash*



SG
Anilina Beige \
Beige Aniline



SC
Biscotto \
Biscuit



HJ
Moka \
Moka



HK
Grigio Plumbeo \
Dark Grey



HL
Wengé \
Wengé



HP
Carbone \
Carbon

Noce Canaletto \ *Canaletto Walnut*



ES
Noce Canaletto Opaco \
Matt Canaletto Walnut

Rivestimenti \

Coverings

Tessuto, ecopelle, pelle \ *Fabric, eco-leather, leather*

**Collezione Lyz **
Lyz collection

Sedia e poltroncina con seduta e schienale imbottiti in poliuretano espanso ignifugo. In due versioni:
- con dettaglio in frassino o noce Canaletto.

- seduta tutta imbottita

Disponibili con le seguenti basi:

- Base fissa in frassino o noce Canaletto;

- Base giravole quattro razze in metallo verniciato Aval o nero goffrato;

- Base centrale a cono girevole in metallo verniciato antracite goffrato o nero goffrato con meccanismo di ritorno;

- Base a slitta in metallo verniciato goffrato o nero goffrato;

- Base a cantilever in metallo verniciato goffrato o nero goffrato;

Finiture e rivestimenti di collezione.

Chair and armchair with seat and back padded in fire retardant polyurethane foam. Available in two versions:

- with Ash wood or Canaletto Walnut detail.

- fully padded seat.

Available with different bases:

- Fixed version with base in ash wood or Canaletto walnut;

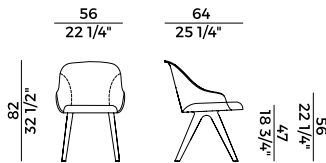
- Four star swivel base in embossed Aval or black painted metal;

- Central base with revolving cone in anthracite or black embossed painted metal with return mechanism;

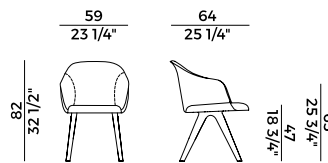
- Sled legs in anthracite or black embossed painted metal;

- Cantilever base in anthracite or black embossed painted metal;

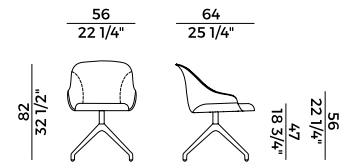
Finishes and coverings as per collection.



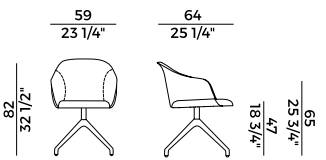
918
sedia \ chair



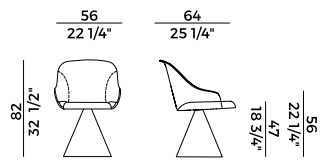
918/P
poltrona \ armchair



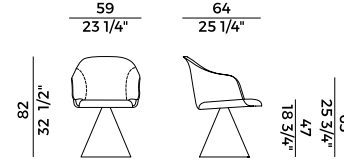
918/G
sedia girevole \ swivel chair



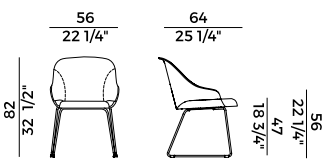
918/PG
poltrona girevole \ swivel armchair



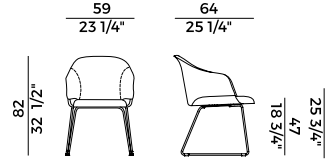
918/GC
sedia \ chair



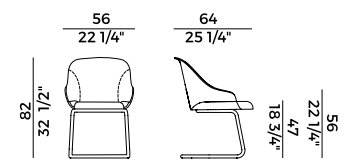
918/PGC
poltrona \ arm chair



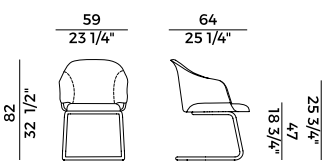
918/SL
sedia \ chair



918/PSL
poltrona \ armchair



918/U
sedia \ chair



918/PU
poltrona \ armchair

Collezione Lyz \
Lyz collection

Sedia e poltroncina con seduta e schienale imbottiti in poliuretano espanso ignifugo. In due versioni:
- con dettaglio in frassino o noce Canaletto.

- seduta tutta imbottita

Disponibili con le seguenti basi:

- Base fissa in frassino o noce Canaletto;

- Base giravole quattro razze in metallo verniciato Aval o nero goffrato;

- Base centrale a cono girevole in metallo verniciato antracite goffrato o nero goffrato con meccanismo di ritorno;

- Base a slitta in metallo verniciato goffrato o nero goffrato;

- Base a cantilever in metallo verniciato goffrato o nero goffrato;

Finiture e rivestimenti di collezione.

Chair and armchair with seat and back padded in fire retardant polyurethane foam. Available in two versions:

- with Ash wood or Canaletto Walnut detail.

- fully padded seat.

Available with different bases:

- Fixed version with base in ash wood or Canaletto walnut;

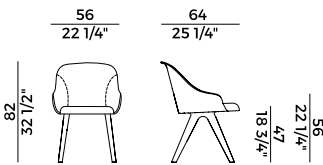
- Four star swivel base in embossed Aval or black painted metal;

- Central base with revolving cone in anthracite or black embossed painted metal with return mechanism;

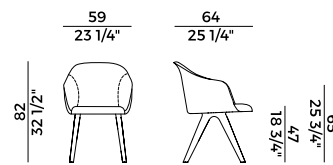
- Sled legs in anthracite or black embossed painted metal;

- Cantilever base in anthracite or black embossed painted metal;

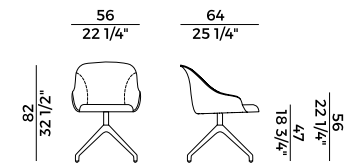
Finishes and coverings as per collection.



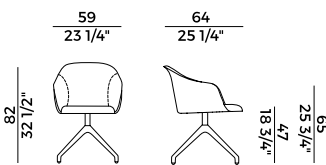
918/I
sedia \ chair



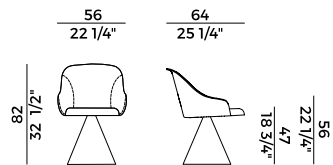
918/PI
poltrona \ armchair



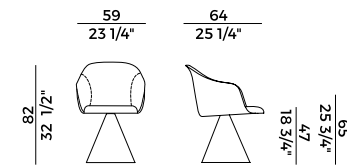
918/GI
sedia girevole \ swivel chair



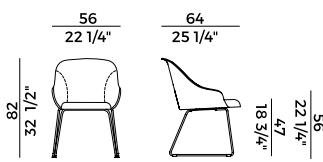
918/PGI
poltrona girevole \ swivel armchair



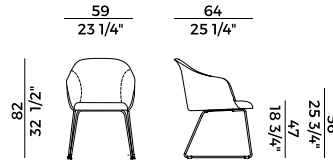
918/GCI
sedia girevole \ swivel chair



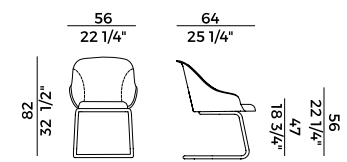
918/PGCI
poltrona girevole \ swivel armchair



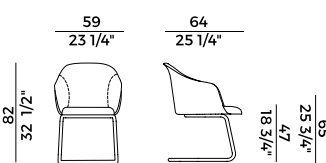
918/SLI
sedia \ chair



918/PSLI
poltrona \ armchair



918/UI
sedia \ chair



918/PUI
poltrona \ armchair



Lyz, 918/PGC
poltrona \ armchair

La collezione di sedute Lyz si amplia dimostrando la sua versatilità e capacità di rispondere ad ogni esigenza proponendo una moltitudine di differenti soluzioni. Alle versioni con gambe in legno di frassino o noce Canaletto e quella con base girevole a quattro gambe in metallo, si aggiungono tre nuove varianti. La sedia e poltroncina Lyz con gambe a slitta, capace di inserirsi trasversalmente in ogni tipo di contesto dal contract al domestico, la versione cantilever in tubo di metallo che strizza l'occhio allo stile Bauhaus, perfetta per una sala riunioni così come un sofisticato ristorante, alla versione più iconica che si erge come una scultura sulla base a cono metallica.

The Lyz seating collection is expanding proposing a multitude of different solutions. To the versions with legs in ash wood or Canaletto walnut and the one with swivel base with four metal legs, three new variants are added. The Lyz chair and armchair with sled legs, able to fit transversely in any type of context from contract to domestic, the cantilever version in metal that winks at the Bauhaus style, perfect for a meeting room as well as a sophisticated restaurant, to a more iconic version that stands like a sculpture on metal cone base.

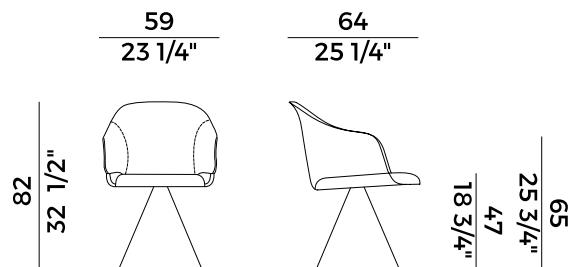
Informazioni tecniche \ *Technical information*

Descrizione tecnica \ *Technical description*

Poltroncina con dettaglio alla base della seduta in frassino o noce Canaletto e base centrale a cono girevole in metallo verniciato antracite goffrato o nero goffrato con meccanismo di ritorno. Seduta e schienale imbottiti in poliuretano espanso ignifugo. Finiture e rivestimenti di collezione.



Armchair with detail at the base of the seat in Ash or Canaletto walnut and central base with revolving cone in anthracite or black embossed painted metal with return mechanism. Seat and back padded in fire retardant polyurethane foam. Finishes and coverings as per collection.

Dimensioni \ *Dimensions*





Consumi stoffe \ *Fabric and leather requirements*

FABRIC / LEATHER REQUIREMENTS

	x1	x2
 H 140	ml 1,40	ml 2,80
 LEATHER	m ² 3,00	

FABRIC / LEATHER REQUIREMENTS

	x1	x2
 H 140	yd 1,55	yd 3,10
 LEATHER	ft ² 32, 50	



PACKAGING

1 x box = m³ 0,35
gross weight - Kg 18

Finiture \ *Finishes*

Finiture base \

Base finishes

Metallo \ *Metal*



Verniciato Antracite Goffrato \
Anthracite Embossed Lacquered



Nero Goffrato \
Embossed Black

Finiture struttura \

Frame finishes



The mark of
responsible forestry
FSC® C120549

Request our FSC® certified products

Frassino \ *Ash*



SG
Anilina Beige \
Beige Aniline



SC
Biscotto \
Biscuit



HJ
Moka \
Moka



HK
Grigio Plumbeo \
Dark Grey



HL
Wengé \
Wengé



HP
Carbone \
Carbon

Noce Canaletto \ *Canaletto Walnut*



ES
Noce Canaletto Opaco \
Matt Canaletto Walnut



The mark of
responsible forestry
FSC® C120549

Request our FSC® certified products

Rivestimenti \

Coverings

Tessuto, ecopelle, pelle \ *Fabric, eco-leather, leather*

**Collezione Lyz **
Lyz collection

Sedia e poltroncina con seduta e schienale imbottiti in poliuretano espanso ignifugo. In due versioni:
- con dettaglio in frassino o noce Canaletto.

- seduta tutta imbottita

Disponibili con le seguenti basi:

- Base fissa in frassino o noce Canaletto;

- Base giravole quattro razze in metallo verniciato Aval o nero goffrato;

- Base centrale a cono girevole in metallo verniciato antracite goffrato o nero goffrato con meccanismo di ritorno;

- Base a slitta in metallo verniciato goffrato o nero goffrato;

- Base a cantilever in metallo verniciato goffrato o nero goffrato;

Finiture e rivestimenti di collezione.

Chair and armchair with seat and back padded in fire retardant polyurethane foam. Available in two versions:

- with Ash wood or Canaletto Walnut detail.

- fully padded seat.

Available with different bases:

- Fixed version with base in ash wood or Canaletto walnut;

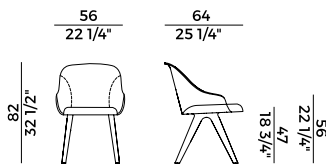
- Four star swivel base in embossed Aval or black painted metal;

- Central base with revolving cone in anthracite or black embossed painted metal with return mechanism;

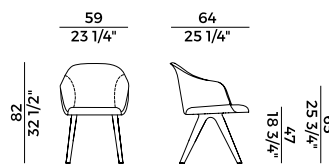
- Sled legs in anthracite or black embossed painted metal;

- Cantilever base in anthracite or black embossed painted metal;

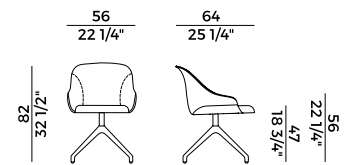
Finishes and coverings as per collection.



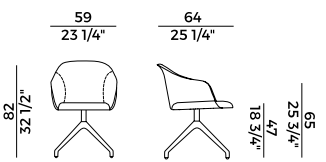
918
sedia \ chair



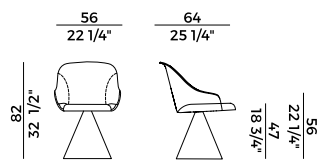
918/P
poltrona \ armchair



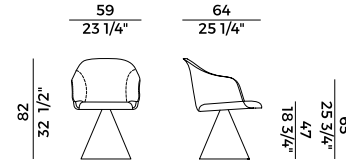
918/G
sedia girevole \ swivel chair



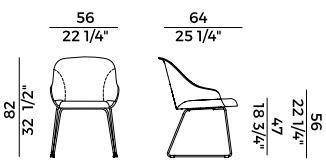
918/PG
poltrona girevole \ swivel armchair



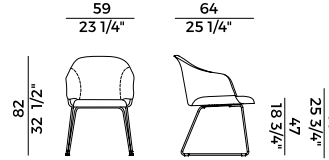
918/GC
sedia \ chair



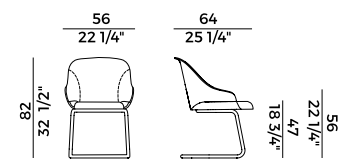
918/PGC
poltrona \ arm chair



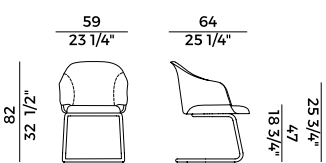
918/SL
sedia \ chair



918/PSL
poltrona \ armchair



918/U
sedia \ chair



918/PU
poltrona \ armchair

Collezione Lyz \ Lyz collection

Sedia e poltroncina con seduta e schienale imbottiti in poliuretano espanso ignifugo. In due versioni:
- con dettaglio in frassino o noce Canaletto.

- seduta tutta imbottita

Disponibili con le seguenti basi:

- Base fissa in frassino o noce Canaletto;

- Base giravole quattro razze in metallo verniciato Aval o nero goffrato;

- Base centrale a cono girevole in metallo verniciato antracite goffrato o nero goffrato con meccanismo di ritorno;

- Base a slitta in metallo verniciato goffrato o nero goffrato;

- Base a cantilever in metallo verniciato goffrato o nero goffrato;

Finiture e rivestimenti di collezione.

Chair and armchair with seat and back padded in fire retardant polyurethane foam. Available in two versions:

- with Ash wood or Canaletto Walnut detail.

- fully padded seat.

Available with different bases:

- Fixed version with base in ash wood or Canaletto walnut;

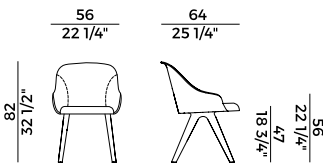
- Four star swivel base in embossed Aval or black painted metal;

- Central base with revolving cone in anthracite or black embossed painted metal with return mechanism;

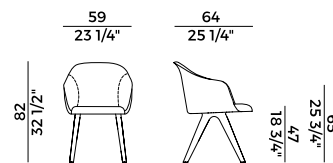
- Sled legs in anthracite or black embossed painted metal;

- Cantilever base in anthracite or black embossed painted metal;

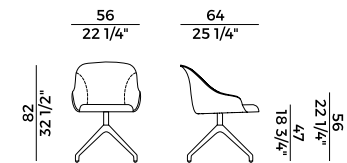
Finishes and coverings as per collection.



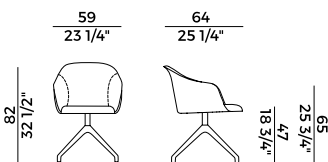
918/I
sedia \ chair



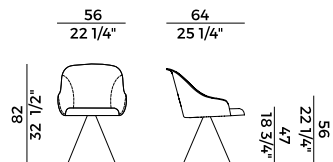
918/PI
poltrona \ armchair



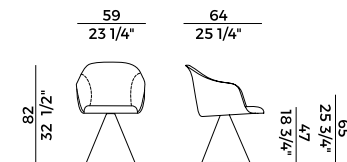
918/GI
sedia girevole \ swivel chair



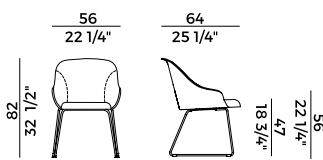
918/PGI
poltrona girevole \ swivel armchair



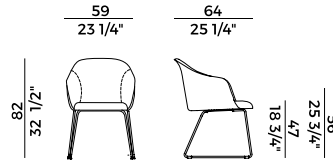
918/GCI
sedia girevole \ swivel chair



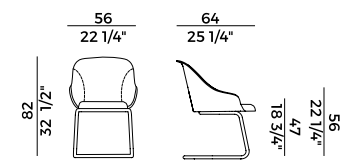
918/PGCI
poltrona girevole \ swivel armchair



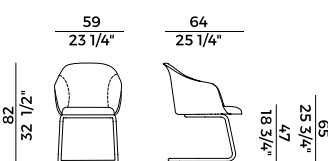
918/SLI
sedia \ chair



918/PSLI
poltrona \ armchair



918/UI
sedia \ chair



918/PUI
poltrona \ armchair